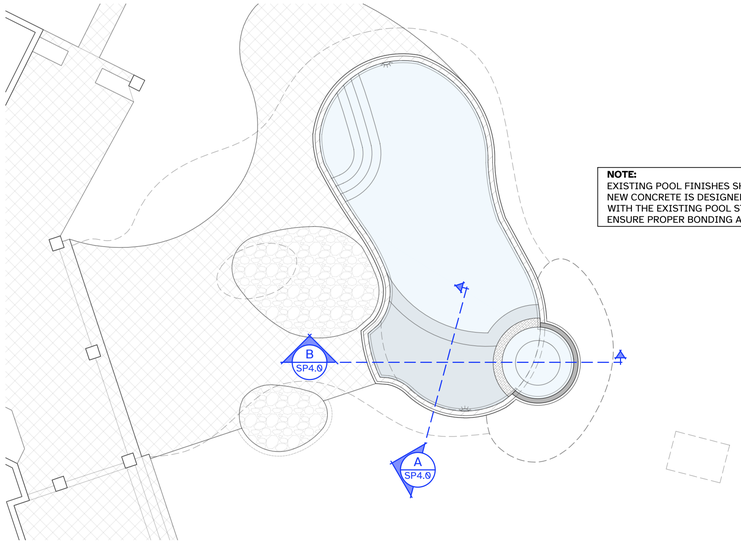

NOTE:
EXISTING POOL FINISHES SHALL BE REMOVED IN AREAS WHERE NEW CONCRETE IS DESIGNED TO COME INTO DIRECT CONTACT WITH THE EXISTING POOL STRUCTURE. THIS IS REQUIRED TO ENSURE PROPER BONDING AND STRUCTURAL INTEGRITY.

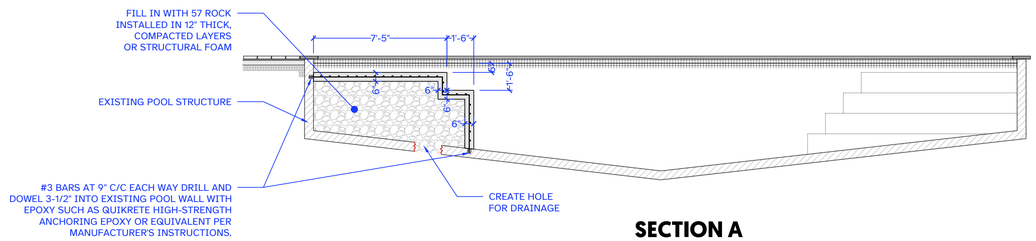

SECTION A

1/4" = 1'-0"

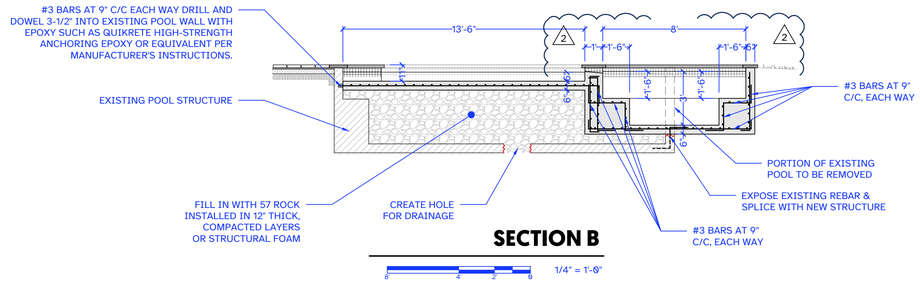

SECTION B

1/4" = 1'-0"

INSULFOAM® GF (EPS19 GEOFOAM) OR EQUIV. CLOSED-CELL EXPANDED POLYSTYRENE (EPS) AND MEETS OR EXCEEDS THE REQUIREMENTS OF ASTM D6817 STANDARD SPECIFICATION FOR RIGID CELLULAR POLYSTYRENE GEOFOAM (MIN. 16.0 PSI COMPRESSIVE STRENGTH)

STRUCTURAL NOTES

1. ALL MATERIALS AND CONSTRUCTION SHALL COMPLY WITH THE FLORIDA BUILDING CODE (FBC), 2023 EDITION, INCLUDING REFERENCED STANDARDS IN CHAPTER 35, ASCE 7-22 MINIMUM DESIGN LOADS FOR BUILDINGS AND OTHER STRUCTURES, ACI 318-19 BUILDING CODE REQUIREMENTS FOR STRUCTURAL CONCRETE, AND ALL APPLICABLE FEDERAL, STATE, AND LOCAL REGULATIONS.
2. ALL SHOTCRETE (PNEUMATICALLY APPLIED CONCRETE) SHALL HAVE A 28-DAY COMPRESSIVE STRENGTH OF NOT LESS THAN 3,000 PSI.
3. ALL REINFORCING STEEL SHALL CONFORM TO A.S.T.M. A615, GRADE 60, WITH A MINIMUM YIELD STRENGTH OF 60,000 PSI.
4. REINFORCING BAR LAP SPLICES SHALL BE AS FOLLOWS, UNLESS OTHERWISE NOTED ON THE DRAWINGS:
   - 4.1 #3 BARS @ 18 IN.
   - 4.2 #4 BARS @ 24 IN.
   - 4.3 #5 BARS @ 30 IN.
5. MINIMUM REINFORCEMENT COVER:
   - 5.1 AGAINST EARTH = 3 IN.
   - 5.2 ALL OTHER SURFACES = 2 IN. (UNLESS NOTED OTHERWISE)

MONOLITHIC CONSTRUCTION

1. THE STRUCTURE IS DESIGNED FOR MONOLITHIC CONSTRUCTION WITHOUT COLD JOINTS. ENGINEER REVIEW AND ADDITIONAL DETAILS ARE REQUIRED IF COLD JOINTS ARE INTRODUCED.
2. REINFORCING BAR SPLICES SHALL BE NOT LESS THAN 48 BAR DIAMETERS AND SHALL CONFORM TO ACI 318-19, SECTION 25.5. NON-CONTACT OR MECHANICAL SPLICES SHALL REQUIRE APPROVAL BY THE BUILDING OFFICIAL WHERE APPLICABLE.
3. REINFORCEMENT SHALL BE CONTINUOUS AROUND ALL CORNERS AND CHANGES IN DIRECTION, IN ACCORDANCE WITH ACI 318-19, SECTION 25.3. CONTINUITY SHALL BE PROVIDED BY BENDING LONGITUDINAL BARS 48 BAR DIAMETERS OR BY ADDING MATCHING REINFORCEMENT WITH EXTENSION OF AT LEAST 48 BAR DIAMETERS BEYOND THE BEND OR CORNER. WHERE THREE OR MORE BARS ARE REQUIRED, TRANSVERSE BARS SHALL BE USED TO MAINTAIN ALIGNMENT AT A SPACING NOT TO EXCEED 48 IN.

DOWEL INSTALLATION - ANCHOR HOLE PREPARATION

PREPARE ALL ANCHOR HOLES PRIOR TO PLACEMENT OF ANCHORING EPOXY. HOLE DIAMETER IS TYPICALLY 1/8" (3 MM) GREATER THAN THE ANCHOR DIAMETER. HOLE DEPTH IS TYPICALLY NINE TIMES ANCHOR DIAMETER. RECOMMENDED MINIMUM ANCHOR HOLE DEPTH IS 1". CONSULT PROJECT SPECIFICATIONS AND REGULATIONS. DRILL HOLE TO PROPER DIAMETER AND DEPTH AND BLOW ALL DUST FROM THE BOTTOM OF THE HOLE, BRUSH AND BLOW REPEATEDLY TO REMOVE ALL DUST AND DEBRIS. THE ANCHOR HOLE MUST BE CLEAN AND FREE OF STANDING WATER PRIOR TO PLACEMENT OF MATERIAL.

DOWEL ANCHOR HOLES TO BE DRILLED TO A DEPTH OF 3-1/2" USING A 1/2" DIAMETER DRILL BIT FOR THE #3 REBAR (3/8" Ø)

SOIL STATEMENT

BASED ON VISUAL INSPECTION, SITE SOIL CONDITIONS (LIMEROCK AND SAND) ARE PRESUMED TO PROVIDE ADEQUATE BEARING FOR 2,000 PSF. AFTER EXCAVATION, THE SOIL BENEATH THE POOL SLAB SHALL BE COMPACTED USING A PLATE COMPACTOR.

SHOULD THESE CONDITIONS NOT MEET THE DESCRIPTION HEREIN OR THE CONDITIONS DO NOT APPEAR ADEQUATE, CONTACT THE ENGINEER OF RECORD.

PER FBC R4561.2.1.4, IN AREAS WITH ANTICIPATED HIGH WATER TABLE, AN APPROVED HYDROSTATIC RELIEF DEVICE SHALL BE INSTALLED.

WARNING: BEFORE EMPTYING THE POOL AFTER CONSTRUCTION, ALL HYDROSTATIC PRESSURES BENEATH THE STRUCTURE MUST BE RELIEVED TO PREVENT FLOATATION. THE OWNER SHALL CONSULT A LICENSED POOL CONTRACTOR EXPERIENCED IN HYDROSTATIC PRESSURE RELIEF.

DIMENSIONS & ELEVATIONS

DIMENSIONS AND ELEVATIONS SHOWN ARE TO STRUCTURE UNLESS OTHERWISE SPECIFIED BY (W) SYMBOL, NGVD, F.F., OR OTHER

HYDROSTATIC VALVE IS REQUIRED.

MINIMUM **6"** WALLS REQUIRED.
MINIMUM **6"** SLAB REQUIRED.

EPOXY APPLICATION

WEAR IMPERVIOUS GLOVES SUCH AS NITRILE. USE ONLY HEAVY DUTY PROFESSIONAL CAULKING GUN. REMOVE PLASTIC CAP AND PLUGS FROM THE CARTRIDGE. SAVE FOR CLOSING CARTRIDGE (MATCH WHITE TO WHITE). ATTACH MIXING NOZZLE TO CARTRIDGE. DISCARD SMALL AMOUNT OF GUNNED PRODUCT UNTIL UNIFORM COLOR IS ACHIEVED. MIXING NOZZLE WILL HARDEN IN APPROXIMATELY 20 MIN IF NOT IN USE. HARDENED NOZZLE MUST BE DISCARDED. DISPENSE THE ADHESIVE AT THE BOTTOM OF THE HOLE WHILE WITHDRAWING NOZZLE. DISPENSE EPOXY (TYPICALLY 5/8 OF HOLE) SO THAT ONCE THREADED ROD OR REBAR IS INSERTED, THE HOLE IS COMPLETELY FULL. INSERT THREADED ROD OR REBAR TO THE BOTTOM OF THE HOLE WHILE TURNING CLOCKWISE. PROMPTLY REMOVE ANY EXCESS MATERIAL. LEAVE ANCHOR UNDISTURBED FOR A MINIMUM OF 4 HOURS (AT 77°F / 25°C), OR LONGER FOR COLDER TEMPERATURES. LOAD CAN BE APPLIED AFTER 4 HOURS AT 77°F (25°C). ADHESIVE IS FULLY CURED AND ACHIEVES BEST STRENGTH IN 24 HOURS AT 77 °F (25 °C). NOTE: COMPRESSING THE PLUNGER HALF WAY FULLY DISPENSES ALL MATERIAL SIMULTANEOUSLY FROM THE FRONT AND BACK INTERIOR SECTIONS OF THE CARTRIDGE.

TABLE 1 TYPICAL PHYSICAL PROPERTIES

Compressive yield strength, ASTM D695 (7 day)	10,000 psi (69 MPa)
Compressive modulus, ASTM D695 (7 day)	240,000 psi (1,650 MPa)
Pullout strength, ASTM E488 (24 hours)	28,000 lbf (124 kN) (5/8" threaded rod 5-5/8" deep)
VOC Content	8 g/L

QUIKRETE ANCHORING EPOXY DATA SHEET

DIMENSION VERIFICATION: THE CONTRACTOR IS REQUIRED TO CONSULT THE PROJECT ENGINEER FOR ANY NECESSARY DIMENSIONS INSTEAD OF RELYING SCALING DRAWINGS. SCALING MAY RESULT IN INACCURACIES AND IS NOT PERMITTED.

FIELD CONDITION DISCREPANCIES: SHOULD FIELD CONDITIONS DEVIATE FROM THE DIMENSIONS SPECIFIED ON THE DRAWINGS, THE CONTRACTOR MUST PROMPTLY INFORM THE PROJECT ENGINEER FOR RESOLUTION AND CLARIFICATION.

FAILURE TO COMPLY WITH THESE REQUIREMENTS MAY RESULT IN CONSTRUCTION DELAYS AND ASSOCIATED COSTS.

ALL CODES TO COMPLY WITH **F.B.C. 2023, 8TH EDITION**

PLOT DATE - 9 January 2026

Pool Prints
POOLPRINTS@GMAIL.COM
(954) 203-0992
POOLPRINTSTUDIO.COM

CONSULTANT
ENGINEER OF RECORD
ZAKARY JAMES LATA, P.E.
P.E. #79443
PLAN Z DESIGNS LLC
C.A. NO.: 33210
PLANZDESIGNS@OUTLOOK.COM

This item has been digitally signed and sealed by Zakary James Lata (P.E. # 79443) on the date indicated here. Printed copies are not considered signed and sealed, and the signature must be verified on any electronic copies. Email: PlanZDesigns@outlook.com 2026.01.09 11:47:42-05'00'

LIPTON RESIDENCE

6363 SW 132 STREET
PINECREST, FL 33156

REVISIONS

1	BLDG DEPT COMMENTS	11.14.25
2	OWNER REVISION	12.15.25

NOTES
1.

PROJECT NORTH

SCALE 1/4" = 1'-0"

STRUCTURE PLAN

SP4.0

SHEET NO.

© 2025

SCAN QR CODE FOR ALL RFIs

CUT ON DASH LINE FOR SCALE RULER 1/4" = 1'-0"