DOOR SCHEDULE

Level	DOOR #	DOOR TYPE	DOOR WIDTH	DOOR HEIGHT	DOOR MATL.	DOOR FINISH	FRAME TYPE	FRAME MATL.	FRAME FINISH	DETAIL/SHEET HEAD	DETAIL/SHEET JAMB	DETAIL/SHEET SILL	FIRE RATING	HARDWARE SET	COMMENTS
GROUND LEVEL															
GROUND LEVEL	101	A	3' - 0"	7' - 0"	PAINTED	PAINTED	01	HM	PAINTED	4/A-801	5/A-801	7/A-801		GROUP 2	
GROUND LEVEL	102	B	3' - 0"	7' - 0"	PAINTED	PAINTED	01	HM	PAINTED	4/A-801	5/A-801	7/A-801		GROUP 1	
GROUND LEVEL	103	B	3' - 0"	7' - 0"	PAINTED	PAINTED	01	HM	PAINTED	4/A-801	5/A-801	7/A-801		GROUP 1	
GROUND LEVEL	104	A	3' - 0"	7' - 0"	PAINTED	PAINTED	01	HM	PAINTED	11/A-801	12/A-801			GROUP 3	
GROUND LEVEL	105	C	6' - 0"	7' - 0"	PAINTED	PAINTED	01	HM	PAINTED	4/A-801	6/A-801	7/A-801	20 MIN	GROUP 4	
GROUND LEVEL	106	A	3' - 0"	7' - 0"	PAINTED	PAINTED	01	HM	PAINTED	11/A-801	12/A-801			GROUP 5	

HARDWARE GROUP #1

FOR USE ON DOOR #: 102, 103

3-0" x 7-0" x 1 3/4" x HMD Type B x HMF Type 01

QTY	DESCRIPTION	CATALOG NUMBER	FINISH	MFR
3 EA.	HINGES	FBB191 4.5"x4.5" NRP	630	ST
1 EA.	LOCKSET	MCGN 8813-2FL 3106 CMK	630	YA
2 EA.	LFIC CORE	1210 MK	626	YA
1 EA.	CLOSER	2721	689	YA
1 EA.	WEATHERSTRIP	303 AV 1x36" 2x84"		PE
1 EA.	THRESHOLD	2005 AV 36"		PE
1 EA.	KICK PLATE	K1050BS 8 x 10"x2" LDW	630	RO

NOTE: DOORS, FRAMES AND HARDWARE TO MEET FLORIDA BUILDING CODE FOR H.V.H.Z
<> CECO FL16556.4 R5 ASSEMBLY #10 +/-70 PSF

HARDWARE GROUP #2

FOR USE ON DOOR #: 101

3-0" x 7-0" x 1 3/4" x HMD Type A x HMF Type 01

QTY	DESCRIPTION	CATALOG NUMBER	FINISH	MFR
3 EA.	HINGES	FBB191 4.5"x4.5" NRP	630	ST
1 EA.	LOCKSET	MCGN 8823FL 3106 CMK	630	YA
1 EA.	LFIC CORE	1210 MK	626	YA
1 EA.	CLOSER	2701	689	YA
1 EA.	WALL STOP	409	US32D	RO
1 EA.	WEATHERSTRIP	303 AV 1x36" 2x84"		PE
1 EA.	THRESHOLD	2005 AV 36"		PE
1 EA.	KICK PLATE	K1050BS 8 x 10"x2" LDW	630	RO

NOTE: DOORS, FRAMES AND HARDWARE TO MEET FLORIDA BUILDING CODE FOR H.V.H.Z
<> CECO FL16556.2 R5 ASSEMBLY #10 +/-70 PSF

HARDWARE GROUP #3

FOR USE ON DOOR #: 104

3-0" x 7-0" x 1 3/4" x HMD Type A x HMF Type 01

QTY	DESCRIPTION	CATALOG NUMBER	FINISH	MFR
3 EA.	HINGES	FBB191 4.5"x4.5"	630	ST
1 EA.	LOCKSET	MCGN 8805FL 3106 CMK	630	YA
1 EA.	LFIC CORE	1210 MK	626	YA
1 EA.	WALL STOP	409	US32D	RO
3 EA.	DOOR SILENCER	608-RKW	GRAY	RO

HARDWARE GROUP #4

FOR USE ON DOOR #: 105

3-0" x 7-0" x 1 3/4" x HMD Type C x HMF Type 01 x 30min

QTY	DESCRIPTION	CATALOG NUMBER	FINISH	MFR
3 EA.	HINGES	FBB191 4.5"x4.5" NRP	630	ST
2 EA.	SURFACE BOLSTR	3997	26	YA
1 EA.	LOCKSET	MCGN 8846FL CMK	630	YA
1 EA.	LFIC CORE	1210 MK	626	YA
1 EA.	CLOSER	2721	689	YA
1 EA.	WEATHERSTRIP	303 AV 1x72" 2x84"		PE
1 EA.	WEATHERSTRIP	303 AV/TST 84"		PE
1 EA.	THRESHOLD	2005 AV 72"		PE
2 EA.	ARMOR PLATE	K1050BS 8 x 36"x2" LDW	320	RO
4 EA.	WEATHERSTRIP	315CN x 36"	C	PE
1 EA.	WEATHERSTRIP	312CR x 240"	C	PE
1 EA.	WEATHERSTRIP	5771B x 240"	B	PE
1 EA.	RAIN HOOD	346C x 74"	C	PE

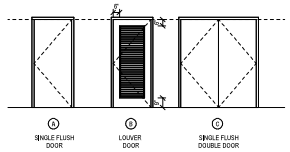
NOTE: DOORS, FRAMES AND HARDWARE TO MEET FLORIDA BUILDING CODE FOR H.V.H.Z
<> CECO FL16555.1 R3 ASSEMBLY #8 +/-70 PSF

HARDWARE GROUP #5

FOR USE ON DOOR #: 106

3-0" x 7-0" x 1 3/4" x HMD Type A x HMF Type 01

QTY	DESCRIPTION	CATALOG NUMBER	FINISH	MFR
3 EA.	HINGES	FBB191 4.5"x4.5"	630	ST
1 EA.	LOCKSET	MCGN 8805FL 3106 CMK	630	YA
1 EA.	LFIC CORE	1210 MK	626	YA
1 EA.	WALL STOP	409	US32D	RO
3 EA.	DOOR SILENCER	608-RKW	GRAY	RO



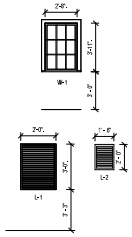
DOOR PANEL TYPES

WINDOW SCHEDULE

NUMBER	TYPE	WIDTH	HEIGHT	WINDOW HEAD DETAIL	WINDOW SILL DETAIL	WINDOW JAMB DETAIL	REMARKS
GROUND LEVEL							
W-1	12	2' - 8"	3' - 11"	1/A-801	2/A-801	3/A-801	

LOUVER SCHEDULE

NUMBER	TYPE	WIDTH	HEIGHT	LOUVER HEAD DETAIL	LOUVER SILL DETAIL	LOUVER JAMB DETAIL	REMARKS
L-1	LOUVER	2' - 0"	3' - 0"	8/A-801	9/A-801	10/A-801	
L-2	LOUVER	1' - 8"	2' - 0"	N/A	N/A	N/A	DECORATIVE LOUVER SYSTEM



SPECIFIC KEYNOTES

TAG	NOTE
A103	ARCHITECTURAL LIMESTONE VENEER COLUMN TYP.
A105	VENDING MACHINE BY OWNER
A106	HIGH/LOW WATER FOUNTAIN, HIGH FOUNTAIN TO BE INSTALLED WITH CANE DETECTABLE APRON
A111	HOUSEKEEPING PAD
A112	CONDENSING UNIT, REFER TO MECHANICAL DRAWINGS
A175	CONCRETE TILE ROOF SLOPE 3:12
A176	PRE-FINISHED ALUM. GUTTER
A177	TPO SINGLE PLY ROOFING SYSTEM OVER TRELLIS STRUCTURE
A181	PRE-FINISHED ALUM. DOWNSPOUT
A300	CMU WALL WITH PAINTED SMOOTH STUCCO FINISH, TYP.
A301	IMPACT RESISTANT GLAZED ALUM. WINDOW WITH MUNTINS
A302	GOLITE LIMESTONE VENEER TYP.
A303	PRECAST CONCRETE MOLDING PAINTED
A304	WALL SCONCE
A305	CUSTOM DECORATIVE LOUVER
A307	PIXED PAINTED ALUM. LOUVER
A308	ELECTRICAL PANEL, REFER TO ELECTRICAL DRAWINGS

EXTERIOR FINISH LEGEND

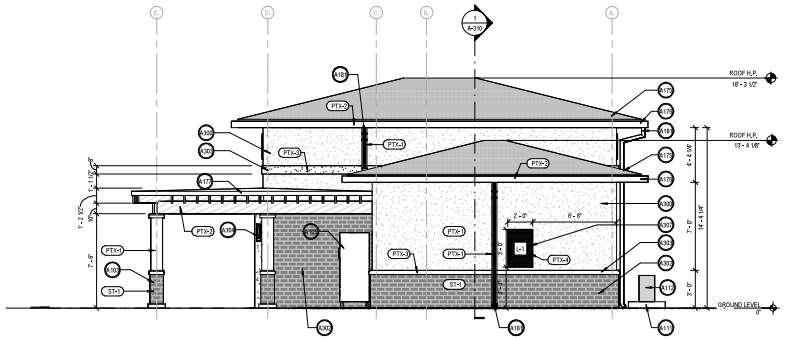
PTX-1 DESCRIPTION: EXTERIOR PAINT
MANUFACTURER: BENJAMIN MOORE
COLOR: ANTIQUE PARCHMENT #959
REMARKS: FIN: SATIN

PTX-2 DESCRIPTION: EXTERIOR PAINT
MANUFACTURER: BENJAMIN MOORE
COLOR: VERDOSO #695
REMARKS: FIN: SATIN

PTX-3 DESCRIPTION: EXTERIOR PAINT
MANUFACTURER: BENJAMIN MOORE
COLOR: WHITE DOVE OC-17
REMARKS: FIN: SATIN

PTX-4 DESCRIPTION: EXTERIOR PAINT
MANUFACTURER: BENJAMIN MOORE
COLOR: VERDOSO #695
REMARKS: FIN: SEMI GLOSS AT DOORS

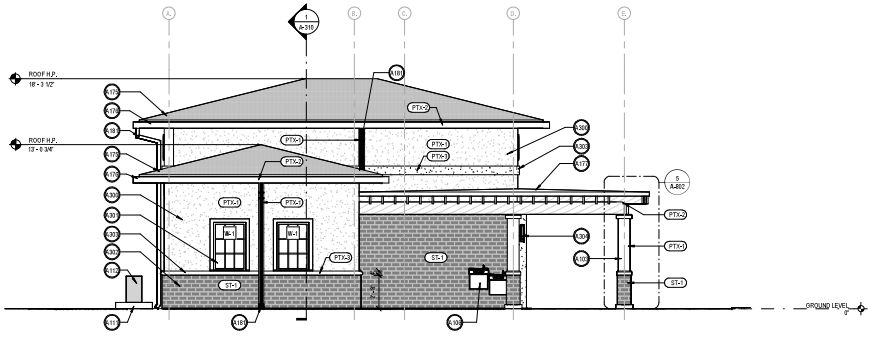
ST-1 DESCRIPTION: GOLITE VENEER
MANUFACTURER: STO STONEWORKS
STYLE: KEYSTONE
COLOR: NATURAL
CONTACT: RYAN@STOSTONEWORKS.NET



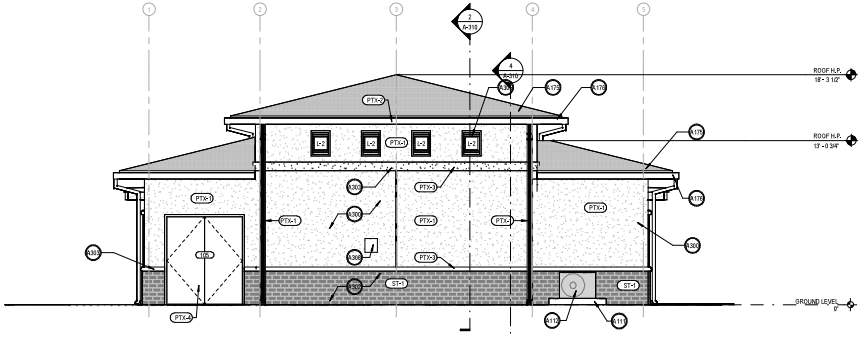
2 NORTHWEST ELEVATION
1/4" = 1'-0"



1 NORTHEAST ELEVATION
1/4" = 1'-0"



3 SOUTHEAST ELEVATION
1/4" = 1'-0"



4 SOUTHWEST ELEVATION
1/4" = 1'-0"

PROJECT LEAD & CIVIL ENGINEERING:
KEITH
301 EAST ATLANTIC BLVD.
POMPANO BEACH, FL 33060
PH: (954) 788-3400
Florida Engineering Business License: CA7608
Florida Surveyor and Mapper Business License: LB6860
Florida Landscape Architecture Business License: LC26000457

LANDSCAPE ARCHITECT:
MKSK
801 INTERNATIONAL PARKWAY
LAKE MARY, FL 32746
407.87.3607
MKSKSTUDIOS.COM

ARCHITECT:
WANNEMACHER JENSEN ARCHITECTS
815 NORTHWEST 57 AVE, SUITE 219
MIAMI, FLORIDA 33126
727-822-5996
WJARC.COM AA0002277

MECHANICAL, PLUMBING, & ELECTRICAL ENGINEERING:
SGM ENGINEERING
5301 WATERFORD DISTRICT DR.
SUITE 750
954-421-1944
SGMENGINEERING.COM CA-00006208

REVISIONS

NO.	DESCRIPTION	DATE
	ISSUED FOR BUILDING PERMIT	11/21/2024
	REVISED FOR BUILDING PERMIT	01/10/2025

ISSUE DATE: 11/21/2024
DESIGNED BY:
DRAWN BY:
CHECKED BY:

Digitally signed by Natalia Livian
Date: 2025.08.18 12:20:16 -04'00'

NATALIA LIVIAN
AR 97614

CLIENT
VILLAGE OF PINECREST
PINECREST PARKS & RECREATION

PROJECT
GARY MATZNER PARK

SHEET TITLE
EXTERIOR ELEVATIONS

SHEET NUMBER A-300

KEITH PROJECT NUMBER 13861.00

STATUS: CONSTRUCTION DOCUMENTS

Drawing name: P:\2024\Gary Matzner Parks\6 PRODUCTION\Arch\[A-300 EXTERIOR ELEVATIONS.dwg]A-300 | Plotted by: diego.m