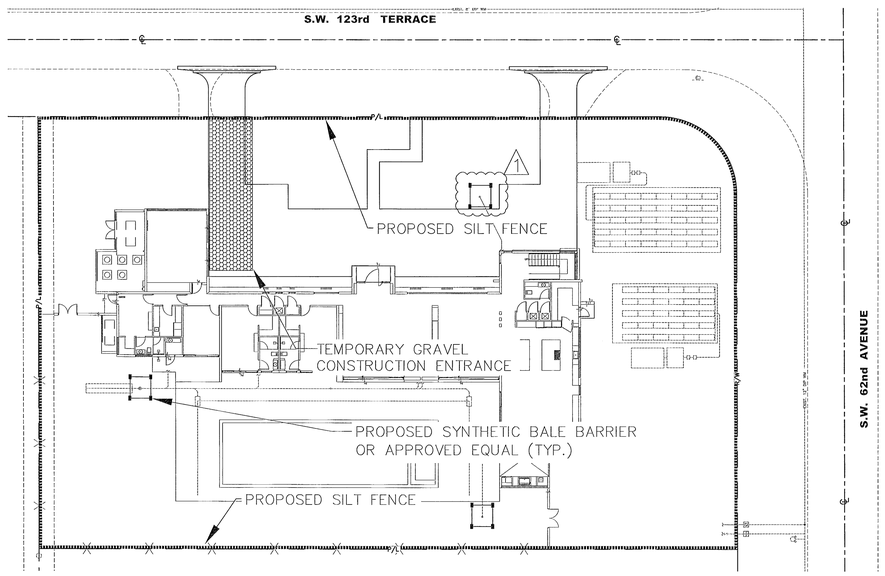


# OVERALL PLAN

SCALE: 1" = 20'

NORTH

## LEGEND

- - - - - - - TYPE III SILT FENCE AS PER FDOT ROADWAY AND TRAFFIC DESIGN STANDARDS INDEX NO. 102

—•—•— SYNTHETIC BALE BARRIER AROUND ALL PROPOSED INLETS AS PER FDOT ROADWAY AND TRAFFIC DESIGN STANDARDS INDEX NO. 102

## NOTES FOR SYNTHETIC BALES OF BALE TYPE BARRIERS

1. TYPE 1 AND 2 SYNTHETIC BARRIER SHOULD BE SPACED IN ACCORDINANCE WITH CHART 1, SHEET 1 PER INDEX 102 OF THE 2010 FDOT DESIGN STANDARDS.
2. BALES SHALL BE ANCHORED WITH 2–1" x 2" (FOR 1" DIA.) x 4" WOOD STAKES. STAKES OF OTHER MATERIAL OR SHAPE PROVIDING EQUIVALENT STRENGTH MAY BE USED IF APPROVED BY THE ENGINEER. STAKES OTHER THAN WOOD SHALL BE REMOVED UPON COMPLETION OF THE PROJECT.
3. RAILS AND POSTS SHALL BE 2" x 4" WOOD. OTHER MATERIALS PROVIDING EQUIVALENT STRENGTH MAY BE USED IF APPROVED BY THE ENGINEER.
4. ADJACENT BALES SHALL BE BUTTED FIRMLY TOGETHER.
5. WHERE USED IN CONJUNCTION WITH SILT FENCE, BALES SHALL BE PLACED ON THE UPSTREAM SIDE OF THE FENCE.

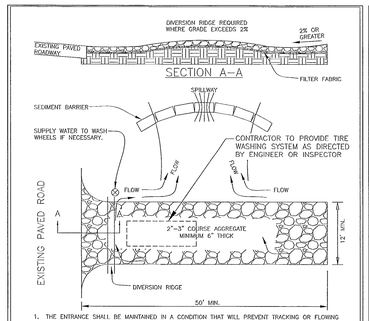


1. THE ENTRANCE SHALL BE MAINTAINED IN A CONDITION THAT WILL PREVENT TRACKING OR FLOWING OF SEDIMENT ONTO PUBLIC RIGHTS–OF–WAY. THIS MAY REQUIRE TOP DRESSING, REPAIR AND/OR CLEANOUT OF ANY MEASURES USED TO TRAP SEDIMENT.
2. WHEN NECESSARY, WHEELS SHALL BE CLEANED PRIOR TO ENTRANCE ONTO PUBLIC RIGHTS–OR–WAY.
3. WHEN WASHING IS REQUIRED, IT SHALL BE DONE ON AN AREA STABILIZED WITH CRUSHED STONE THAT DRAINS INTO AN APPROVED SEDIMENT TRAP OR SEDIMENT BASIN.
4. ALL MATERIALS SPILLED, DROPPED, OR TRACKED ONTO PUBLIC ROADS (INCLUDING T.C.C.E. AGGREGATE AND CONSTRUCTION MUD) SHALL BE REMOVED DAILY, OR MORE FREQUENTLY IF SO DIRECTED.
5. A SOIL TRACKING PREVENTION DEVICE (STPD) IS AN ACCEPTABLE ALTERNATIVE TO THIS DETAIL. REFERENCE FDOT INDEX 106 FOR DETAILS.
6. USE SANDBAGS, STRAW BALES OR OTHER APPROVED METHODS TO CHANNELIZE RUNOFF TO BASIN AS REQUIRED.

TEMPORARY GRAVEL CONSTRUCTION ENTRANCE

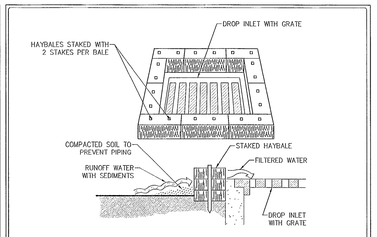


NOTES:

1. THIS METHOD INLET PROTECTION IS APPLICABLE WHERE THE INLET DRAINS A RELATIVELY FLAT AREA (SLOPES NO GREATER THAN 5%) WHERE SHEET OR OVERLAND FLOWS (NOT EXCEEDING 0.50 CFS) ARE TYPICAL. THE METHOD SHALL NOT APPLY TO INLETS RECEIVING CONCENTRATED FLOWS, SUCH AS IN STREET OR HIGHWAY MEDIANS.
2. THE FILTER BARRIER SHALL BE ENTRENCHED AND BACKFILLED. A TRENCH SHALL BE EXCAVATED AROUND THE INLET AND WIDTH OF A BALE TO A MINIMUM DEPTH OF FOUR INCHES. AFTER THE BALES ARE STACKED, THE EXCAVATED SOIL SHALL BE BACKFILLED AND COMPACTED AGAINST THE FILTER BARRIER.
3. BALE SHALL BE EITHER WIRE–BOUND OR STRING–TIED WITH THE BINDINGS ORIENTED AROUND THE SIDES RATHER THAN OVER AND UNDER THE BALES.
4. BALES SHALL BE PLACED LENGTHWISE IN SINGLE ROW SURROUNDING THE INLET WITH THE ENDS OF ADJACENT BALES PRESSED TOGETHER.
5. EACH BALE SHALL BE SECURELY ANCHORED AND HELD IN PLACE BY AT LEAST TWO STAKES OR REBARS DRIVEN THROUGH THE BALE.
6. LOOSE STRAW SHOULD BE WEDGED BETWEEN BALES TO PREVENT WATER FROM ENTERING BETWEEN BALES.
7. SILT FENCES AND FILTER BARRIERS SHALL BE INSPECTED IMMEDIATELY AFTER EACH RAINFALL AND AT LEAST DAILY DURING PROLONGED RAINFALL. ANY REQUIRED REPAIRS SHALL BE MADE IMMEDIATELY.
8. SEDIMENT SHALL BE REMOVED AND THE TRAP RESTORED TO ITS ORIGINAL DIMENSIONS WHEN THE SEDIMENT HAS ACCUMULATED TO ONE–HALF THE DESIGN DEPTH OF THE TRAP. REMOVED SEDIMENT SHALL BE DEPOSITED IN A SUITABLE AREA AND IN SUCH A MANNER THAT IT WILL NOT ERODE.

*HAYBALE DROP SEDIMENT FILTER*

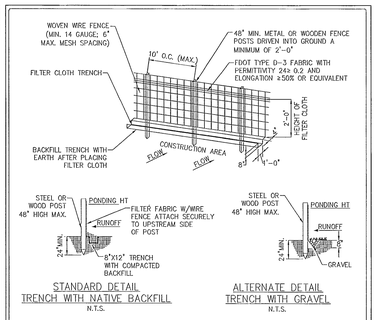


STANDARD DETAIL
TRENCH WITH NATIVE BACKFILL
N.T.S.

ALTERNATE DETAIL
TRENCH WITH GRAVEL
N.T.S.

NOTES:

1. WOVEN WIRE FENCE TO BE FASTENED SECURELY TO FENCE POSTS BY USE OF WIRE TIES.
2. FILTER CLOTH TO BE FASTENED SECURELY TO WOVEN WIRE FENCE ON THE UPSTREAM SIDE OF FENCE BY USE OF WIRE TIES SPACED EVERY 24" X 24".
3. SILT FENCES TO BE INSTALLED IN LOCATIONS AS SHOWN ON THE EROSION AND SEDIMENT CONTROL PLAN PRIOR TO BEGINNING OF CONSTRUCTION TO CONTROL SEDIMENT.SILT FENCE SHALL BE PLACED ON SLOPE CONTOURS TO MAXIMIZE PONDING EFFICIENCY.
4. SILT FENCES SHALL BE REPAIRED TO THEIR ORIGINAL CONDITIONS IF DAMAGED. SEDIMENT SHALL BE REMOVED FROM THE SILT FENCES WHEN IT REACHES ONE–HALF THE HEIGHT OF THE SILT FENCE.
5. SILT FENCES TO BE REMOVED AND THE AREA TO BE RESTORED TO ITS NATURAL CONDITION WHEN PERMANENT EROSION AND SEDIMENT CONTROL PROCEDURES ARE EFFECTIVE.
6. STRUCTURE SHALL BE INSPECTED IMMEDIATELY AFTER EACH RAINFALL AND AT LEAST DAILY DURING PROLONGED RAINFALL. ANY REQUIRED REPAIRS SHALL BE MADE IMMEDIATELY

*SILT FENCE*

## GENERAL NOTES

AT LEAST TWO DAYS PRIOR TO BEGIN CONSTRUCTION, THE CONTRACTOR SHALL ISSUE A NOTICE OF INTENT (N.O.I) TO THE FLORIDA DEP, IN COMPLIANCE WITH THE TERMS AND CONDITIONS OF THE U.S. ENVIRONMENTAL PROTECTION AGENCY (EPA) NATIONAL POLLUTANT DISCHARGE ELIMINATION SYSTEM (NPDES) PERMIT.

A COPY OF THIS STORMWATER POLLUTION PREVENTION PLAN (SWPPP) AND THE NOTICE OF INTENT (N.O.I.) SHALL BE POSTED AT THE CONSTRUCTED SITE IN A PROMINENT PLACE FOR PUBLIC VIEWING.

CONTRACTOR SHALL COMPLY WITH ALL TERMS AND CONDITIONS OF THE U.S. ENVIRONMENTAL PROTECTION AGENCY (EPA) NATIONAL POLLUTANT DISCHARGE ELIMINATION SYSTEM (NPDES) PERMIT. IN PARTICULAR, SEDIMENT AND EROSION CONTROLS AND STORM WATER MANAGEMENT MEASURES SHALL BE STRICTLY FOLLOWED.

THE CONTRACTOR SHALL BE RESPONSIBLE FOR THE INSTALLATION AND MAINTENANCE OF ALL EROSION, SEDIMENTATION AND STORM WATER MANAGEMENT MEASURES FOR THE DURATION OF THE PROJECT. ONCE THE PROJECT HAS BEEN COMPLETED, THE CONTRACTOR SHALL REMOVE ALL TEMPORARY STORM WATER MANAGEMENT MEASURES AND SHALL DISPOSE THEM ACCORDING TO CODE.

## EROSION AND SEDIMENTATION CONTROLS

1. CONTRACTOR SHALL INSTALL A TYPE III SILT FENCE, AS PER FDOT STANDARD INDEX NO. 102, AROUND THE LIMITS OF CONSTRUCTION PRIOR TO ANY DEMOLITION, FILLING OR GRADING OF ANY PORTIONS OF THE SITE.

2. PROPOSED INLETS, ONCE INSTALLED, SHALL BE PROTECTED FROM EROSION AND SEDIMENT RUNOFF BY THE USE OF HAY BALES AS PER FDOT STANDARD INDEX NO. 102.

3. A GRAVEL ACCESS ROAD SHALL BE CONSTRUCTED TO MINIMIZE THE EFFECTS OF TRUCK TRAFFIC AND SEDIMENTATION TRACKING BOTH ON AND OFF OF THE SITE.

4. TOP OF SOIL PILES AND DISTURBED PORTIONS OF THE SITE WHERE CONSTRUCTION ACTIVITY TEMPORARILY CEASES FOR AT LEAST 21 DAYS SHALL BE STABILIZED WITH SEED AND MULCH NO LATER THAN 14 DAYS FROM THE LAST CONSTRUCTION ACTIVITY IN THAT AREA. THE SEEDING SHALL BE RYE (GRAIN) APPLIED AT THE RATE OF 120 POUNDS PER ACRE. AFTER SEEDING, EACH AREA SHALL BE MULCHED WITH 4,000 POUNDS OF STRAW PER ACRE.

5. DISTURBED PORTIONS OF THE SITE WHERE CONSTRUCTION ACTIVITIES PERMANENTLY CEASES SHALL BE STABILIZED WITH PERMANENT SEED NO LATER THAN 14 DAYS AFTER THE LAST CONSTRUCTION ACTIVITY. SEEDING SHALL BE THE SAME AS IN TEMPORARY SEEDING.

## OTHER CONTROLS

1. ALL CONSTRUCTION WASTE MATERIAL SHALL BE COLLECTED AND STORED IN A SECURELY METAL DUMPSTER RENTED FROM A LOCAL WASTE MANAGEMENT COMPANY. THE DUMPSTER WILL MEET ALL LOCAL AND STATE SOLID WASTE MANANGEMENT REGULATIONS. ALL PERSONNEL SHALL BE INSTRUCTED REGARDING THE CORRECT PROCEDURES FOR WASTE DISPOSAL. NOTICES STATING THESE PRACTICES SHALL BE POSTED IN THE OFFICE TRAILER AND THE CONTRACTOR SHALL BE RESPONSIBLE FOR SEEING THAT THESE PROCEDURES ARE FOLLOWED.

2. ALL SANITARY WASTE SHALL BE COLLECTED FROM THE PORTABLE UNITS A MINIMUM OF ONCE PER WEEK BY A LICENSED SANITARY WASTE MANAGEMENT CONTRACTOR, AS REQUIRED BY LOCAL REGULATIONS.

3. DUMP TRUCKS IMPORTING FILL MATERIALS TO THE SITE SHALL COVER THEIR LOADS WITH A TARPAULIN TO AVOID UNECESSARY GENERATION OF DUST.

4. ALL HAZARDOUS WASTE MATERIALS SHALL BE DISPOSED OF AS PER LOCAL AND/OR STATE REGULATIONS OR AS RECOMMENDED BY THE MANUFACTURER. SITE PERSONNEL SHALL BE INSTRUCTED IN THESE PRACTICES AND THE CONTRACTOR SHALL BE RESPONSIBLE FOR SEEING THAT THESE PROCEDURES ARE FOLLOWED.

5. A STABILIZED CONSTRUCTION ENTRANCE HAS BEEN PROVIDED TO HELP REDUCE VEHICLE TRACKING OF SEDIMENTS. THE PAVED STREET ADJACENT TO THE SITE ENTRANCE SHALL BE SWEPT DAILY TO REMOVE ANY EXCESS OF MUD, DIRT, OR ROCK TRACKED FROM THE SITE.

## MAINTENANCE AND INSPECTION PROCEDURES

1. THE GENERAL CONTRACTOR'S SITE SUPERINTENDENT SHALL SELECT A INDIVIDUAL WHO WILL BE RESPONSIBLE FOR INSPECTIONS, MAINTENANCE AND REPAIR ACTIVITIES, AND FILLING OUT THE INSPECTION MAINTENANCE REPORT. PERSONNEL SELECTED FOR INSPECTION AND MAINTENANCE RESPONSIBILITIES SHALL RECEIVE PROPER TRAINING IN ALL THE INSPECTION AND MAINTENANCE PRACTICES NECESSARY FOR KEEPING EROSION AND SEDIMENT CONTROLS USED ONSITE IN GOOD WORKING ORDER.

2. ALL EROSION AND SEDIMENTATION CONTROLS SHALL BE INSPECTED EVERY 7 DAYS OR WITHIN 24 HOURS OF A STORM OF 0.5 INCHES OR MORE IN DEPTH. ALL CONTROLS MUST BE IN GOOD OPERATING CONDITION UNTIL THE AREA THEY PROTECT HAS BEEN COMPLETELY STABILIZED AND THE CONSTRUCTION IS COMPLETE.

3. BUILT UP SEDIMENT WILL BE REMOVED FROM THE SILT FENCE WHEN IT HAS REACHED ONE THIRD OF THE HEIGHT OF THE FENCE.

4. SILT FENCE SHALL BE INSPECTED FOR DEPTH OF SEDIMENT. TEARS, IF FABRIC IS SECURELY ATTACHED TO THE FENCE POSTS, AND IF FENCE POSTS ARE FIRMLY IN THE GROUND.

5. TEMPORARY AND PERMANENT SEEDING AND PLANTING SHALL BE INSPECTED FOR BARE SPOTS, WASHOUTS, AND HEALTHY GROWTH.

6. THE INSPECTOR SHALL RECORD ANY DAMAGES OR DEFICIENCES IN THE CONTROL MEASURES ON AN INSPECTION REPORT FORM PROVIDED FOR THIS PURPOSE. THESE REPORTS SHALL DOCUMENT THE INSPECTION OF ALL POLLUTION PREVENTION MEASURES AND SHALL ALSO BE USED TO REQUEST MAINTENANCE AND REPAIR. THE CONTRACTOR SHALL CORRECT DAMAGE OR PROVIDE MAINTENANCE AS RECOMMENDED BY REPORT AS SOON AS PRACTICAL BUT IN NO CASE LATER THAN 7 DAYS AFTER THE INSPECTION. FAILURE TO DO SO SHALL BE REPORTED TO THE DEP.

## SEQUENCE OF MAJOR ACTIVITIES

1. INSTALL TYPE III SILT FENCE AT BOUNDARIES OF PROPOSED CONSTRUCTION.

2. COMMENCE SITE CONSTRUCTION ACTIVITIES.

3. AS PROPOSED INLETS ARE CONSTRUCTED, INSTALL HAY BALE SILT BARRIER.

4. INSTALL TEMPORARY SEED AND MULCH IN AREAS WHERE CONSTRUCTION TEMPORARILY CEASES FOR AT LEAST 21 DAYS NO LATER THAN 14 DAYS AFTER THE LAST CONSTRUCTION ACTIVITIES.

5. INSTALL PERMANENT SEEDING AND PLANTING IN AREAS WHERE CONSTRUCTION ACTIVITIES HAVE PERMANENTLY VEASED NO LATER THAN 14 DAYS AFTER THE LAST CONSTRUCTION ACTIVITIES.

6. REMOVE ACCUMULATED SEDIMENT.

7. REMOVE TEMPORARY POLLUTION PREVENTION MEASURES AFTER ALL CONSTRUCTION ON SITE HAS BEEN COMPLETED AND DISPOSE OF ACCORDING TO CODE.

## NATURE OF ACTIVITY

THE PROJECT CONSISTS OF CONSTRUCTION OF A NEW SINGLE FAMILY HOUSE.

THERE ARE NO NON–STORMWATER DISCHARGES ANTICIPATED.

## MAINTENANCE REPORT SAMPLE FORM

**STORMWATER POLLUTION PREVENTION PLAN**

**INSPECTION AND MAINTENANCE REPORT FORM**
**(Required for all projects one (1) acre or larger)**

**PROJECT:** _____

**This form is to be completed every seven (7) days and within twenty-four (24) hours of a rainfall event of 0.50 inches or greater. Copies of these forms shall be retained for a period of at least three (3) years.**

Contractor: _____ Date: _____

Contractor's Representative: _____

Owner's Representative: _____

Emergency Phone Number: _____

Days since last rainfall: _____ Amount this period: _____

**SEDIMENTATION AND EROSION CONTROLS**

Temporary Stabilization Controls: _____

Permanent Stabilization Controls: _____

Inlet Protection: _____

Outfall Protection: _____

Silt Fences: _____

Other: _____

Corrective Measures Taken Since Last Report: _____

FAO ARCHITECTURE

ARCHITECTURE INTERIOR DESIGN PLANNING

457 LINCOLN ROAD
SUITE B-5
MIAMI BEACH, FLORIDA 33139
P 786.448.5030

FZZ PROJECT No.: 230826

CLIENT:
RONALDO FL1, LLC
1200 BISCAYNE BLVD.
MIAMI , FLORIDA 33181

REVISIONS:
1 01–30–24 CITY COMMENTS

TERRA CIVIL ENGINEERING
TERRA CIVIL ENGINEERING, LLC
CIVIL ENGINEERING
4011 WEST FLAGLER ST.,
SUITE 404
MIAMI, FLORIDA 33134
CERT. OF AUTHORIZATION #27209

CASA OHAD
6200 SW 123 TERRACE
PINECREST, FL 33156

PROJECT DESCRIPTION:
SINGLE FAMILY RESIDENCE

THIS ITEM HAS BEEN DIGITALLY SIGNED AND SEALED BY MARCO A. OSORIO ON THE DATE ADJACENT TO THE SEAL.
PRINTED COPIES OF THIS DOCUMENT ARE NOT CONSIDERED SIGNED AND SEALED AND THE SIGNATURE MUST BE VERIFIED ON ANY ELECTRONIC COPIES

MARCO A. OSORIO
LICENSE
No. 44090
STATE OF FLORIDA
PROFESSIONAL ENGINEER

2024.01.30 09:56:17 -05'00'

PHASE:
CONSTRUCTION DOCUMENTS

ISSUE DATE:
DECEMBER 12, 2023

SHEET TITLE:
SURFACE WATER POLLUTION PREVENTION PLAN

SHEET:
C-400