LANDSCAPE NOTES

1. TREES WILL BE WATERED PER CURRENT CODE AND CURRENT WATER RESTRICTIONS
2. PLEASE REFER TO THE FOLLOWING REQUIREMENT REGARDING TREE PROTECTION:

SEC. 8.1.7. TREE PROTECTION.

8.1.7.1 TREE PROTECTION DURING CONSTRUCTION.
TREES SHALL BE PROTECTED DURING CONSTRUCTION THROUGH THE USE OF PROTECTIVE BARRIERS IN ACCORDANCE WITH THE LANDSCAPE MANUAL. TREES THAT ARE TO REMAIN SHALL BE CLEARLY IDENTIFIED WITH TAGS. A PROTECTED ARE WITH A RADIUS OF 10 FEET SHALL BE MAINTAINED AROUND TREES TO REMAIN IN ACCORDANCE WITH THE LANDSCAPE MANUAL, UNLESS A CERTIFIED ARBORIST OTHERWISE DETERMINES IN WRITING THAT A SMALLER OR LARGER PROTECTED AREA IN ACCEPTABLE FOR EACH TREE, OR AN ALTERNATIVE TREE PROTECTION METHOD IS RECOMMENDED.

DURING DEMOLITION AND /OR DEVELOPMENT, INCLUDING INSTALLATION OF IRRIGATION SYSTEMS OR ANY OTHER UNDERGROUND INSTALLATIONS, PROTECTIVE BARRIERS SHALL BE PLACED AROUND EACH TREE AND SHALL REMAIN IN ORDER TO PREVENT THE DESTRUCTION OR DAMAGING OF ROOTS, STEMS OR CROWNS OF SUCH TREES. THE BARRIERS SHALL REMAIN IN PLACE AND INTACT UNTIL SUCH TIME AS APPROVED LANDSCAPE OPERATIONS BEGIN; HOWEVER, BARRIERS MAY BE REMOVED TEMPORARILY TO ACCOMMODATE CONSTRUCTION NEEDS, PROVIDED THAT THE MANNER AND PURPOSE FOR SUCH TEMPORARY REMOVAL WILL NOT HARM THE TREES. THE TREES SHALL BE PROPERLY IRRIGATED THROUGHOUT THE BUILDING PROCESS. TREES DAMAGED DURING CONSTRUCTION SHALL BE SUBJECT TO THE PROVISIONS OF SECTION 8.1.9.

8.1.7.1 TREE PRUNING/TRIMMING.
THE PRUNING AND TRIMMING OF ANY TREE SHALL BE IN ACCORDANCE WITH GUIDELINES IN THE LANDSCAPE MANUAL. NO MORE THAN 25% OF A TREE'S LIVING CANOPY SHALL BE REMOVED WITHIN A ONE-YEAR PERIOD. THE PRACTICE KNOWN AS "HATRACKING" IS NOT PERMITTED AND SHALL BE CONSIDERED A VIOLATION OF THIS ARTICLE. ANY OTHER TREE ABUSE, OR ACTIVITY THAT CAN EFFECTIVELY DESTROY A TREE, SHALL ALSO BE CONSIDERED A VIOLATION OF THIS ARTICLE.

3. NEW TREES WILL MAINTAIN 10'-0" CLEARANCE FROM ANY OTHER NEW OR EXISTING TREE
4. NEW TREES SHALL HAVE A MINIMUM OF 4'-0" CLEAR TRUNK AND MUST BE FLORIDA GRADE #1 OR BETTER
5. NEW TREES SHALL HAVE A MINIMUM OF 3" DIAMETER AT BREAST HEIGHT
6. THERE WILL BE NO SPRINKLER SYSTEM PROVIDED IN THE SCOPE OF WORK. AN IRRIGATION PLAN IS NOT REQUIRED.
7. ADHERE TO XERISCAPE (FLORIDA FRIENDLY) PRINCIPLES, UTILIZING NATIVE PLANTS AND GROUND COVER THAT NEEDS REDUCED WATER AND LITTLE MAINTENANCE.
8. PROVIDE A HOSE-BIBB WITHIN 75 FEET OF ANY LANDSCAPE AREA.
9. PROVIDE MULCH TO COMPLY WITH FLORIDA FRIENDLY LANDSCAPING GUIDELINES.
10. SEE DRAWING A-100 FOR ADDITIONAL ZONING INFORMATION
11. STREET TREES SHALL MATURE AT HEIGHT OF 20' MIN., SHALL HAVE A MINIMUM OF 4'-0" CLEAR TRUNK, SHALL BE 14' IN HEIGHT, SHALL HAVE A MINIMUM OF 3" DIAMETER AT BREAST HEIGHT.
12. STREET TREES SHALL BE SPACED AT 30'-0" O.C. AVG. MAX.
13. 3 TREES MIN. SHALL BE PLACED IN THE ENERGY CONSERVATION ZONE.
14. SHRUBS SHALL BE 1'-6" MIN. HEIGHT AT PLANTING

LANDSCAPE MAINTENANCE PLAN NOTES

1. MAINTAIN, USING BMP, ALL TREES AND SHRUBS FOR A PERIOD OF ONE (1) YEAR AFTER INSTALLATION . THIS INCLUDES THE FOLLOWING:
   A. FERTILIZE EVERY THREE (3) MONTHS
   B. WEED EVERY MONTH, OR AS NECESSARY TO MAINTAIN GOOD VISUAL APPEARANCE OF THE LANDSCAPE
   C. CUT SOD EVERY TWO (2) WEEKS
   D. MULCH EVERY TWO (2) TO THREE (3) MONTHS, OR AS REQUIRED
2. REMOVE ALL TREE BRACING ONE (1) YEAR AFTER INSTALLATION
3. SCRAPE AND SPREAD EVENLY THROUGHOUT, AWAY FROM TREE TRUNK, ANY SAUCER BERM FOR TREES THREE (3) MONTHS AFTER INSTALLATION
4. ALL NEW TREES PLANTED SHALL BE ALIVE AND HEALTHY AT THE SITE FOR ONE YEAR GUARANTEED FOLLOWING COMPLETION OF CONSTRUCTION WORK ON THE SITE. ANY OF SUCH TREES WITHIN SUCH ONE YEAR SHALL BE REPLACED AT NO COST TO THE APPLICANT.

TREE AND PALM RELOCATION PROCEDURE

PREPARATION

1. TAKE SOIL, ROOT AND LEAF SAMPLES TO DETERMINE THE NUTRIENT LEVELS IN THE SOIL AND THE TREE.
2. BEGIN A SERIES OF ROOT INJECTIONS OF BENEFICIAL MYCHORRIZAE, SOLUBLE PHYTONUTRIENTS (BASED ON LAB RESULTS OF THE SOIL AND LEAF SAMPLES) AND ROOTING HORMONES TO STIMULATE ROOT GROWTH AND PROLIFERATION, WITH THE ULTIMATE GOAL OF CREATING A MUCH DENSER AND MORE EXTENSIVE OVERALL ROOT STRUCTURE WITHIN THE ROOTBALL.
3. INSTALL A TEMPORARY IRRIGATION SYSTEM TO MAINTAIN A CONSTANT MOISTURE LEVEL IN THE SOIL; MONITORING IS TO BE PERFORMED ON A PERIODIC BASIS AND RESPECTIVE LOG MAINTAINED.
4. SELECTIVELY REDUCE CANOPY IN PREPARATION OF ROOT PRUNING.
5. EXPOSE ALL SIGNIFICANT ROOTS AROUND THE PERMITER OF THE ROOTBALL DOWN TO THE WATER TABLE AND DETERMINE WHICH ROOTS WILL BE SELECTIVELY PRUNED AND IN WHICH ORDER.
6. SECURE AND WRAP THE ENTIRE ROOTBALL.
7. BEGIN A SERIES OF REGULAR VISITS TO SELECTIVELY PRUNE ONE TO THREE ROOTS PER VISIT; THE LENGTH OF THIS PROCESS WILL BE DEPENDANT ON THE SIZE OF THE TREE- USUALLY 4-6 WEEKS SHOULD BE SUFFICIENT.

RELOCATION

1. AFTER ROOT PRUNING IS COMPLETE, DELIVER EQUIPMENT NECESSARY FOR THE RELOCATION TO THE STAGING AREA.
2. PREPARE TREE FOR RELOCATION: THIS WILL INCLUDE THE FOLLOWING:
   A. INSTALL A STEEL UNDER-CARRIAGE BENEATH THE ROOTBALL OF THE TREE
   B. STABILIZE AND SECURE THE UNDER-CARRIAGE
   C. LIFT THE ENTIRE TREE AND UNDER-CARRIAGE ASSEMBLY
   D. INSERT THE WHEEL ASSEMBLIES UNDER THE TREE AND UNDER-CARRIAGE ASSEMBLY
   E. INSTALL TWO RAIL TRACKS TO GUIDE THE TREE DURING THE MOVE
3. MOVE THE TREE TO THE DESIRED NEW LOCATION, REMOVE THE UNDER-CARRIAGE AND INSTALL THE NECESSARY BRACING.
4. BEGIN A YEAR LONG AFTER CARE REGIMEN CONSISTING OF THE FOLLOWING:
   A. MONTHLY INSPECTIONS
   B. QUARTERLY TREATMENTS OF PREVENTATIVE ROOT DRENCHES, BENEFICIAL MYCHORRHIZAE, SOLUBLE PHYTONUTRIENTS, ROOTING HORMONES AND FOLIAR FEEDING
   C. TESTING OF ROOT AND LEAF SAMPLES EVERY SIX MONTHS

NOTE

ENTIRE PROCESS SHOULD BE PERFORMED UNDER THE SUPERVISION OF A CERTIFIED ARBORIST AND RECORDS OF ALL TESTS AND FIELD VISITS ARE TO BE MAINTAINED TO ASCERTAIN THAT ALL NECESSARY AND RECOMMENDED CARE AND PROCEDURES WERE TAKEN, SHOULD THE TREE(S) NOT SURVIVE THE RELOCATION. SHOULD THE TREE(S) NOT SURVIVE, OWNER WILL MITIGATE AS PER THE REQUIREMENTS OF CHAPTER 18A, MIAMI-DADE COUNTY LANDSCAPE ORDINANCE.

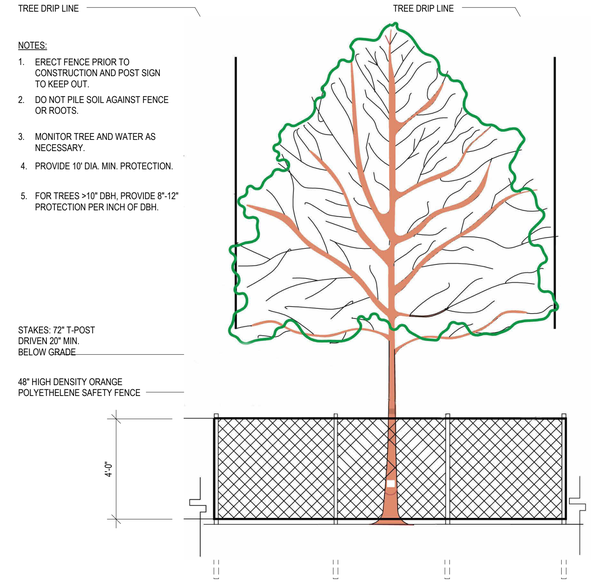

NOTES:

1. ERECT FENCE PRIOR TO CONSTRUCTION AND POST SIGN TO KEEP OUT.
2. DO NOT PILE SOIL AGAINST FENCE OR ROOTS.
3. MONITOR TREE AND WATER AS NECESSARY.
4. PROVIDE 10' DIA. MIN. PROTECTION.
5. FOR TREES >10" DBH, PROVIDE 8"-12" PROTECTION PER INCH OF DBH.

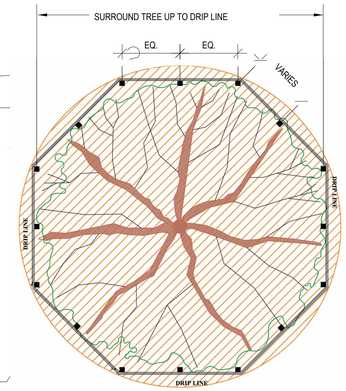

NOTES:

1. PROVIDE 10' DIA. MIN. PROTECTION.
2. FOR TREES >10" DBH, PROVIDE 8"-12" PROTECTION PER INCH OF DBH.

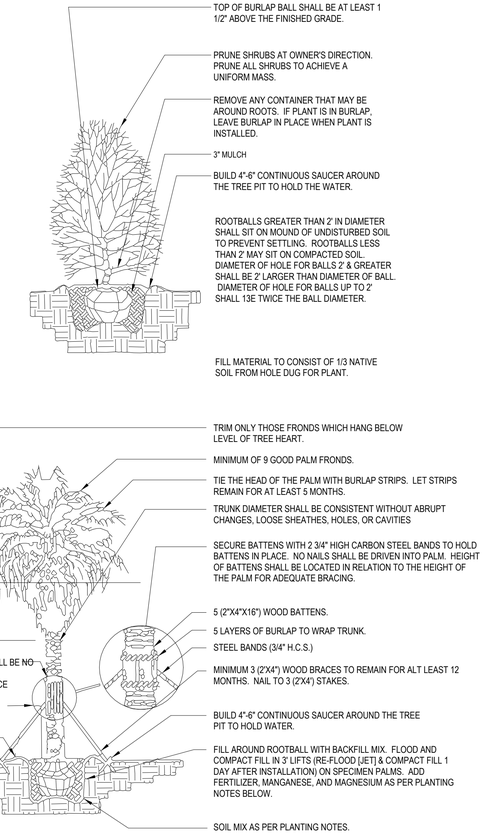

1 PLANTING DETAILS

SCALE: N.T.S.

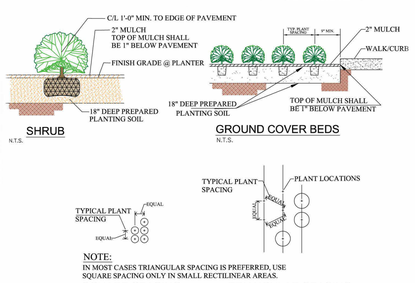

ALL PLANTING BEDS TO USE EUCALYTUS GRADE A MULCH, OR ECO MULCH, OR SHREDDED WOOD PRODUCTS AND AS APPROVED AND CERTIFIED BY THE NATIONAL SOIL AND MULCH COUNCIL. (NO RED MULCH PLEASE)

4 MULCH AND SPACING DETAILS

1" = 10'-0"

NOTES:

1. ALL SENSITIVE AREAS SHALL BE PROTECTED AS INDICATED ON PLANS
2. ALL TREES IN THE CONSTRUCTION AREA NOT SPECIFICALLY DESIGNATED FOR REMOVAL SHALL BE PRESERVED AND PROTECTED WITH HIGH VISIBILITY FENCE AS INDICATED ON PLANS
3. WHEN POSSIBLE, INSTALL HIGH VISIBILITY FENCE 3' OUTSIDE THE TREE DRIP LINE
4. SAFETY FENCE SHALL BE SECURELY FASTENED TO THE T-POSTS
5. FENCING SHALL REMAIN IN PLACE DURING ALL PHASES OF CONSTRUCTION; ANY CHANGE OF THE PROTECTIVE FENCING MUST BE APPROVED

LEGEND:

1. 48" SAFETY FENCE, 72" T-POSTS BY www.erosionrunner.com
2. SAF12 - 48" ORANGE FENCE, 12' O.C. MAX.

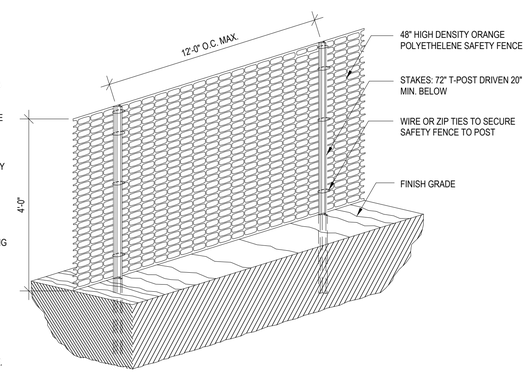

3 TREE PROTECTION DETAILS

1/8" = 1'-0"

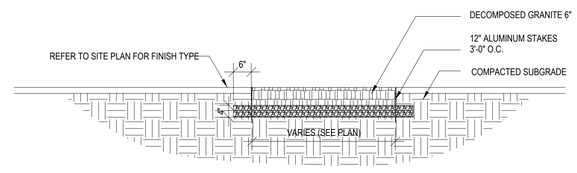

2 DECOMPOSED GRANITE

1/2" = 1'-0"

#26000522

MATEU

8887 SOUTHWEST 131 STREET
MIAMI, FLORIDA 33176
305.233.3304 DESIGN@MATEU.CO
ARCHITECTURE INTERIOR DESIGN PLANNING

SEAL:

Roney J. Mateu
2024.11.15 13:57:25 -05'00'

RONEY J. MATEU, FAIA
AR0008220

G.F. CONSULTING ENGINEERS, INC.
STRUCTURAL ENGINEERING
13170 SW 128 STREET, SUITE 204
MIAMI, FLORIDA 33186

JMM CONSULTING ENGINEERS
MECH., ELEC., PLUMB. ENGINEERING
10251 SUNSET DRIVE, SUITE 103
MIAMI, FLORIDA 33173

CARLAB, INC.
CIVIL ENGINEERING
8730 SW 25 STREET
MIAMI, FLORIDA 33165

CARLOS MAURICIO & FERNANDA ROCA
MA 2405
13125 SW 63 AVENUE
PINECREST, FLORIDA 33156

CASA @ 63RD AVENUE

NEW SINGLE-FAMILY RES.
EU-1 RESIDENTIAL ESTATE

MATEU ARCHITECTURE INC

THIS DRAWING IS THE PROPERTY OF MATEU ARCHITECTURE INC. UNLESS OTHERWISE PROVIDED FOR BY CONTRACT. THE CONTENTS OF THIS DRAWING ARE CONFIDENTIAL AND SHALL NOT BE TRANSMITTED TO ANY PARTY EXCEPT AS AUTHORIZED BY THE ARCHITECT / ENGINEERS OF RECORD.
COPYRIGHT © BY MATEU ARCHITECTURE INC.

PHASE
Project Status

FILE NAME:
M:\2405 Casa Pa' Fernandal_CD\MODEL\ARCH\Casa on 63rd ave_DY.rvt

PROJECT NO:
MA 2405

DRAWN BY:
DY

CHECKED BY:
RJM

ISSUE DATE:
11/14/24

REVISIONS

SHEET TITLE
LANDSCAPE DETAILS AND NOTES

SHEET: LA-102 OF: