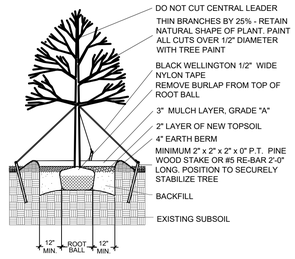

LARGE TREE PLANTING DETAIL

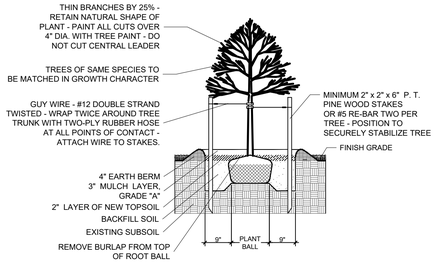

SMALL TREE PLANTING DETAIL

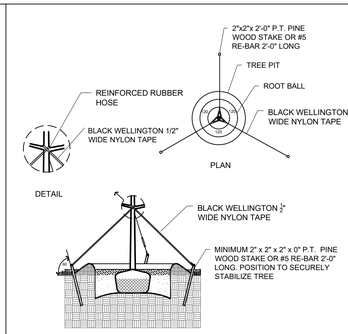

TYPICAL TREE GUYING DETAIL

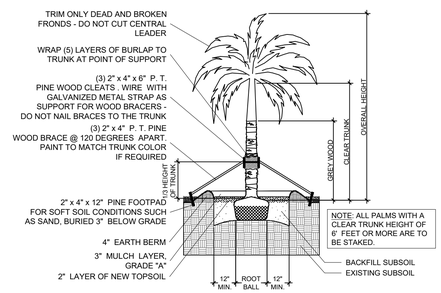

STRAIGHT TRUNK PALM PLANTING DETAIL

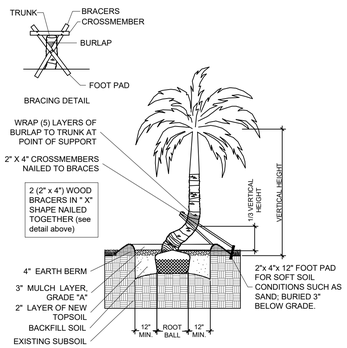

CURVED TRUNK PALM PLANTING DETAIL

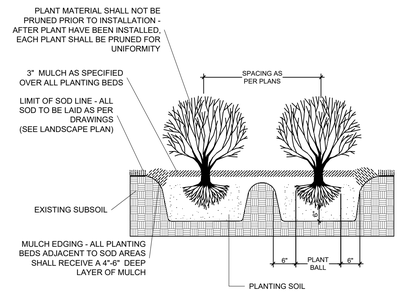

TYPICAL SHRUB PLANTING DETAIL

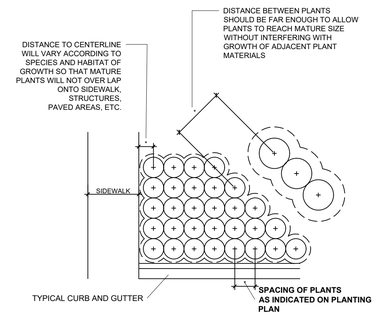

TYPICAL CONTAINER SPACING DETAIL

NOTE: IN MOST CASES, TRIANGULAR SPACING IS PREFERRED. USE SQUARE SPACING ONLY IN SMALL RECTILINEAR AREAS.

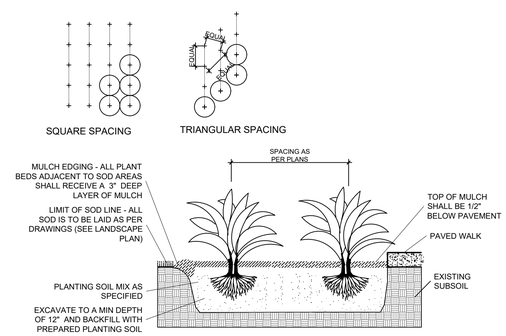

TYPICAL GROUNDCOVER PLANTING DETAIL

PLANTING NOTES:

-All plant material is to be Florida Number 1 or better pursuant to the Florida Department of Agriculture's Grades and Standards for Nursery Plants.

-All plants are to be top dressed with a minimum 3" layer of Melaleuca mulch, Eucalyptus mulch or equal.

-Planting plans shall take precedence over plant list in case of discrepancies.

-No changes are to be made without the prior consent of the Landscape Architect and Owner. Additions and or deletions to the plant material must be approved by the project engineer.

-Landscape Contractor is responsible for providing their own square footage takeoffs and field verification for 100% sod coverage for all areas specified.

- All landscape areas are to be provided with automatic sprinkler system which provide 100% coverage, and 50% overlap.

- All trees in lawn areas are to receive a 24" diameter mulched saucer at the base of the trunk.

- Trees are to be planted within parking islands after soil is brought up to grade. Deeply set root balls are not acceptable.

- Planting soil for topsoil and backfill shall be 50/50 mix, nematode free. Planting soil for annual beds to be comprised of 50% Canadian peat moss, 25% salt free coarse sand and 25% Aerolite.

- Tree and shrub pits will be supplemented with "Agriform Pells", 21 gram size with a 20-10-5 analysis, or substitute application accepted by Landscape Architect. Deliver in manufacturer's standard containers showing weight, analysis and name of manufacturer.

SOD NOTES:

-Sod is to be grade "A" weed free.

-All areas marked "LAWN" shall be solid sodded with St. Augustine 'Floratam' solid sod. See limit on plan. All areas marked 'Bahia Grass' shall be solid sodded with Paspalum.

-Provide a 2" deep blanket of planting soil as described in planting notes this sheet. Prior to planting, remove stones, sticks, etc. from the sub soil surface. Excavate existing non-conforming soil as required so that the finish grade of sod is flush with adjacent pavement or top of curb as well as adjacent sod in the case of sod patching.

-Place sod on moistened soil, with edges tightly butted, in staggered rows at right angles to slopes.

-Keep edge of sod bed a minimum of 18" away from groundcover beds and 24" away from edge of shrub beds and 36" away from trees, measured from center of plant.

-Sod Shall be watered immediatley after installation to uniformily wet the soil to at least 2" below the bottom of the sod strips.
-Excavate and remove excess soil so top of sod is flush with top of curb or adjacent pavement or adjacent existing sod.

GENERAL NOTES:

-The Landscape Contractor is to locate and verify all underground and overhead utilities prior to beginning work. Contact proper utility companies and / or General Contractor prior to digging for field verification. The Owner and the Landscape Architect shall not be responsible for any damages to utility or irrigation lines (see Roadway Plans for more utility notes).

-Landscape Contractor is to verify all current drawings and check for discrepancies and bring to the attention of the Landscape Architect prior to commencing with the work.

-Landscape Contractor to provide (1)year guarantee on all NEW PALMS and TREES

-All unattended and unplanted tree pits are to be properly barricaded and flagged during installation.

-All planting plans are issued as directives for site layout. Any deviations, site changes, etcetera are to be brought to the attention of the Landscape Architect for clarification prior to installation.

TKC LANDSCAPE ARCHITECTURE

TERRA KREATIF & CO LLC
ELIZABETH@TERRAKREATIF.COM
5965 STIRLING RD #1002, DAVIE, FL 33314

NEW PRIVATE RESIDENCE

7725 SW 114TH ST, PINECREST, FL 33156

LANDSCAPE DETAILS

SEAL:

Diego Vanderbiest

Digitally signed by Diego Vanderbiest
Date: 2023.05.01 11:30:42 -04'00'

DIEGO J. VANDERBIEST
RLA #6667355
6200 SW 80 ST
MIAMI, FLORIDA 33143
(305) 528-4001

SHEET DESCRIPTION:

LANDSCAPE DETAILS

REVISIONS:

ISSUE:	DATE:
SUBMISSION	05.01.23

SHEET NUMBER: SHEET 2 OF 2

L.201

SCALE: N.T.S