08/05/2024

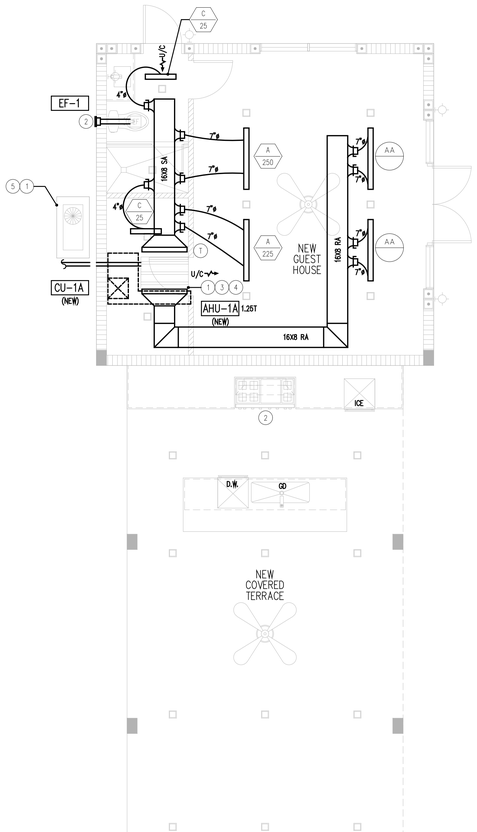



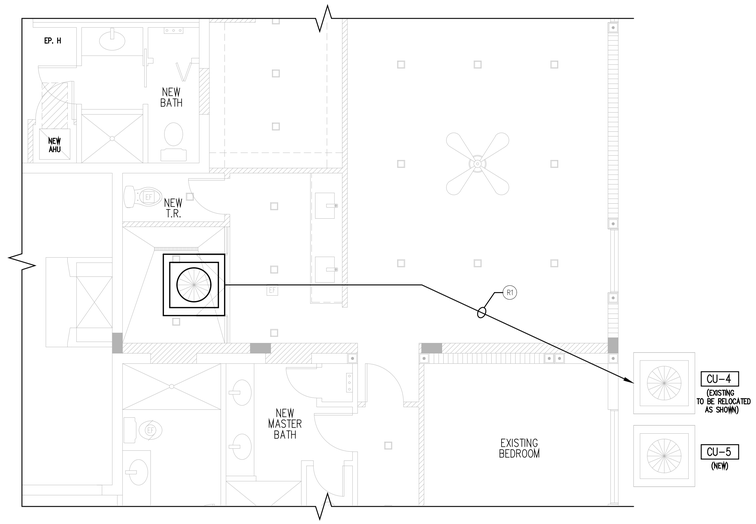

EXISTING EQUIPMENT RELOCATION PLAN

SCALE: 1/4" = 1'-0"

MATCH LINE A-A
MATCH LINE A-A

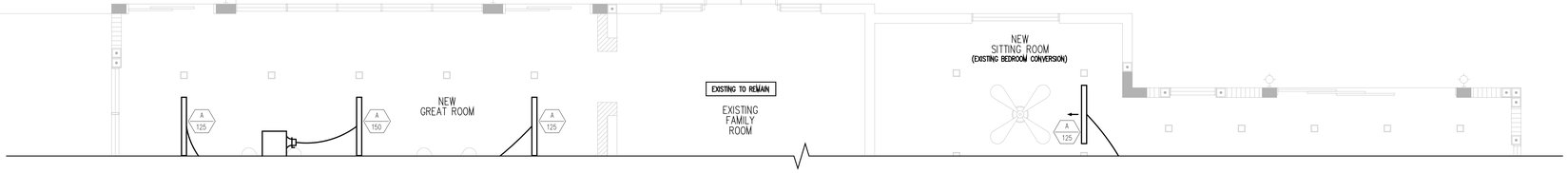

MECHANICAL PLAN

SCALE: 1/4" = 1'-0"

NORTH

RELOCATION KEY NOTES

- (R1) RELOCATE EXISTING CONDENSING UNIT TO LOCATION SHOWN. INTERCEPT AND EXTEND EXISTING CIRCUIT, SERVICE DISCONNECT AND SERVICE RECEPTACLE AS REQUIRED.
- (R2) EXISTING POOL PUMPS AND EQUIPMENT TO BE RELOCATED AS PER NEW POOL PERMIT UNDER SEPARATE PERMIT.

KEY NOTES

1. PROVIDE SERVICE ACCESS PER MANUFACTURER REQUIREMENTS AND NEC.
2. PROVIDE 6"ø EXHAUST DUCT UP TO ROOF CAP. EXHAUST DUCT SHALL BE 3'-0" MIN. AWAY FROM ANY AIR INTAKE
3. PROVIDE 4"ø DRYER EXHAUST DUCT TO XVENT BOX MODEL 4SEB-S. CONTRACTOR TO VERIFY CONNECTION SIZE OF DRYER PRIOR TO PURCHASING AND INSTALLATION. EXHAUST SHALL BE 3'-0" MIN. AWAY FROM ANY OPERABLE OPENING.
4. CONTRACTOR TO FIELD VERIFY EXISTING UNIT MODEL AND CAPACITY. CONTRACTOR SHALL REPAIR OR REPLACE ANY PARTS IN EXISTING UNIT TO BE OPERATIONAL. IF UNIT CANNOT BE REPAIRED, CONTRACTOR SHALL REPLACE UNIT ONE FOR ONE WITH SAME TONNAGE.
5. PROVIDE SERVICE ACCESS PANEL FOR MECHANICAL EQUIPMENT. SERVICE ACCESS SHALL BE LARGE ENOUGH TO REMOVE UNIT AS NECESSARY.
6. ARCHITECT TO PROVIDE FULLY LOUVERED DOOR FOR RETURN AIR TO AC UNIT.
7. CONTRACTOR TO FIELD COORDINATE REF. LINES TO RELOCATED AHU.
8. EXISTING EXHAUST FAN TO REMAIN. CONTRACTOR SHALL REPAIR TO BE OPERATIONAL OR REPLACE WITH NEW.
9. CONNECT NEW DUCT TO EXISTING DIFFUSER/GRILLE.
10. FIELD COORDINATE REF. LINES FROM CONDENSING UNIT TO AIR HANDLER.
11. PROVIDE CONCRETE PAD FOR CONDENSING UNIT.
12. PROVIDE 6"ø EXHAUST DUCT TO XVENT BOX MODEL 6SEB-S. EXHAUST DUCT SHALL BE 3'-0" MIN. AWAY FROM ANY AIR INTAKE.

LEGEND

NEW

EXISTING

GENERAL NOTES

1. CONTRACTOR SHALL VISIT THE SITE AND VERIFY EXISTING CONDITIONS PRIOR TO SUBMITTING ANY BID OR COMMENCING ANY WORK. ANY DISCREPANCIES SHALL BE BROUGHT TO THE ATTENTION OF THE ARCHITECT/ENGINEER.
2. ALL INFORMATION SHOWN ON THESE PLANS WAS OBTAINED FROM LIMITED FIELD OBSERVATIONS. THE ENGINEER MAKES NO REPRESENTATION FOR THE ACCURACY OF SUCH INFORMATION AND/OR ALL THE EXISTING MATERIALS, DIMENSIONS, CONDITIONS, ETC.
3. ALL DIFFUSERS IN HARD CEILING SHALL BE PROVIDED WITH INTERNAL CABLE CONTROL TO ADJUST VOLUME DAMPERS.

SCOPE OF WORK

1. PROVIDE NEW AC SYSTEM AND EXHAUST FOR NEW MODIFIED SPACE.
2. RE-USE EXISTING AC UNIT AND PROVIDE NEW DUCTWORK AND DIFFUSERS FOR NEW MODIFIED SPACE.

REVISION	BY

RENOVATION AND ADDITION
FOR:
CHRISTOPHER AND LISA MONTERO
LOCATED AT:
6445 SW 107 STREET
VILLAGE OF PINECREST, FLORIDA

J L D
ARCHITECT
CORPORATION
AA-26003440

8592 s.w. 169th terrace
miami, florida 33157
(305) 310-5992

I2021-25_6201 Maynada SKJLD_Seal.jpg

JOSE L. DIAZ, ARCHITECT
AR-0015547

Julio C. Vidal

Digitally signed by Julio C. Vidal
Date: 2024.08.05 12:00:36-04'00'

THIS DRAWING HAS BEEN ELECTRONICALLY SIGNED AND SEALED BY JULIO C. VIDAL PE., USING A DIGITAL SIGNATURE ON THE DATE ADJACENT TO THE SEAL. PRINTED COPIES OF THIS DOCUMENT ARE NOT CONSIDERED SIGNED AND SEALED AND THE SIGNATURE MUST BE VERIFIED ON ANY ELECTRONIC COPIES.

J. C. Vidal LICENSE No. 52792 STATE OF FLORIDA PROFESSIONAL ENGINEER

PSI ENGINEERING INC
Engineer of Record: JULIO VIDAL PE
FLA REG # 52792
Project Manager: ROGER PEREZ
10556 NW 26 STREET, SUITE D-202 DORAL, FL 33172 PH: 786-615-7520, FAX: 786-752-3284
CERTIFICATE OF AUTHORIZATION # 30280 email:roger.perez@psiengineeringinc.com

DRAWN	
CHECKED	
DATE	11/14/22
SCALE	
JOB NO.	
SHEET	M-3
	OF SHEETS

COPYRIGHT © 2022 JOSE L. DIAZ ARCHITECT: The architectural design and detail drawings herein are the property of JOSE L. DIAZ ARCHITECT and shall not be reproduced by the architect. Their use for reproduction, construction or distribution is prohibited unless authorized in writing by the architect.