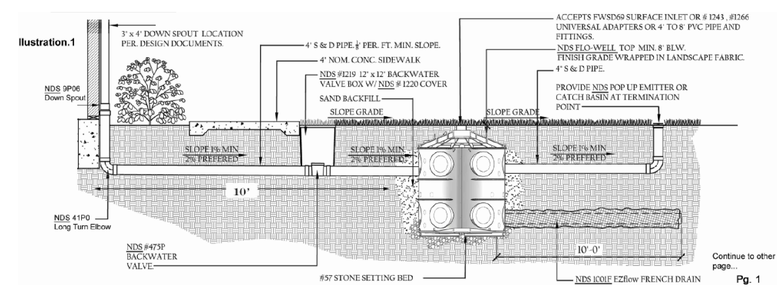

5 FLO-WELL DETAIL
N.T.S.

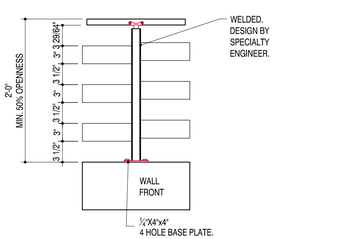

3 ALUMINUM FENCE DETAIL
9 6 3 0 1 2 *SCALE: 1" = 1'-0"*

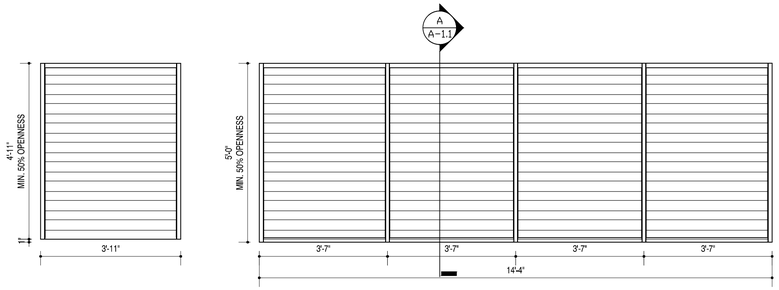

2 SWING GATE ELEVATION
1 0 1 2 3 4 *SCALE: 1/2" = 1'-0"*

1 SLIDING GATE ELEVATION
1 0 1 2 3 4 *SCALE: 1/2" = 1'-0"*

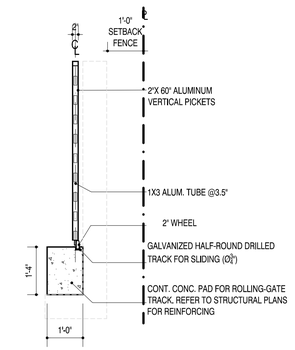

A SECTION
1 *SCALE: 1/2" =1'-0"* 2 3 4 *SCALE: 1/2" = 1'-0"*

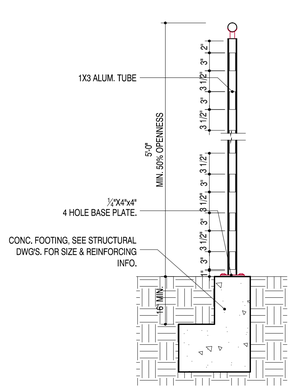

C SECTION
9 6 3 0 1 2 *SCALE: 1" = 1'-0"*

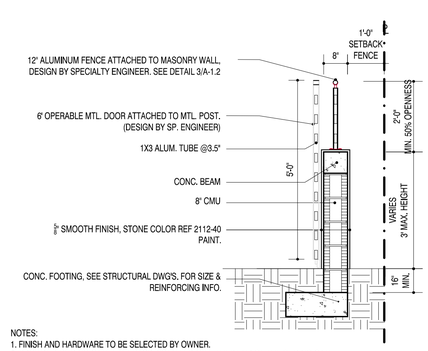

NOTES:
1. FINISH AND HARDWARE TO BE SELECTED BY OWNER.
2. PROVIDE A SLIDING GATE LIMIT STOP INSTALLED ON EITHER END OF THE SLIDING GATE.
3. PROVIDE A SLIDING GATE UPPER GUIDE BRACKET AND SLIDING GATE SAFETY STRIKE.
4. SUBMIT METAL FENCE SHOP DRAWING FOR ARCHITECT/OWNER APPROVAL PRIOR TO MANUFACTURING

B SECTION
1 0 1 2 3 4 *SCALE: 1/2" = 1'-0"*

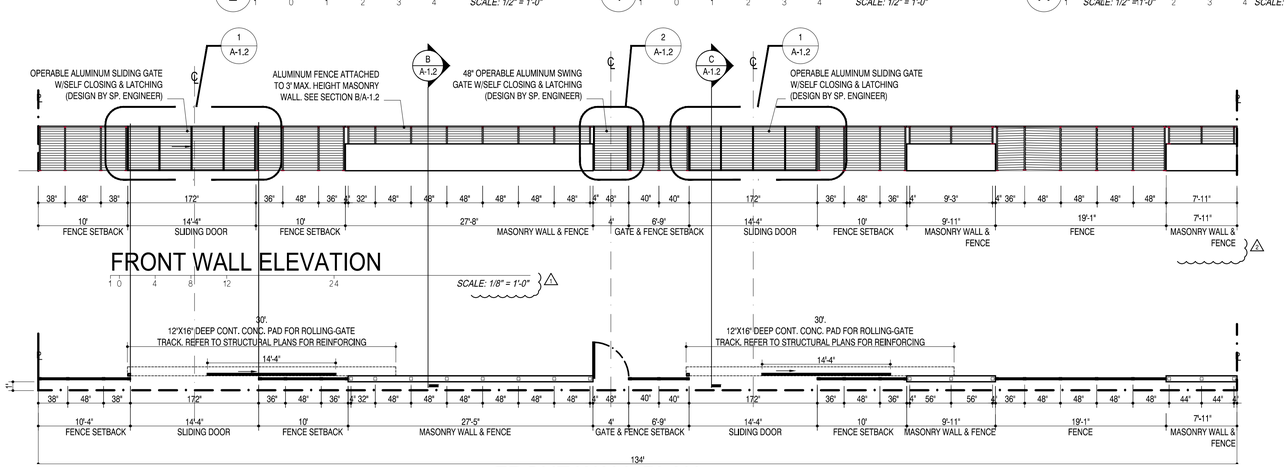

FRONT WALL ELEVATION
1 0 4 8 12 24 *SCALE: 1/8" = 1'-0"*

FRONT WALL PLAN
1 0 4 8 12 24 *SCALE: 1/8" = 1'-0"*

RAMOS*MARTINEZ*architects

MIAMI
655 W. FLAGLER ST.
SUITE 205
MIAMI, FL 33130

REGISTRATION: *A A 26000528*
WEBSITE: *www.rmarq.com*
TELEPHONE: *305-548-3006*

NEW YORK
11 ERIE STREET
2nd FLOOR
JERSEY CITY, NJ 07302

NEW RESIDENCE
FOR
ELIGES INVESTORS CONSTRUCTION
AT
9841 SW 73rd COURT
PINECREST, FLORIDA 33156

STRUCTURAL ENGINEER:
EASTERN ENGINEERING
3401 NW 82nd AVE. SUITE 370
MIAMI, FLORIDA 33122 305-599-8133

MECHANICAL ENGINEER:
ORLANDO RANGEL, P.E. - 60225
99/40 SW 37th STREET, MIAMI, FLORIDA 33165
TEL.: 786-[illegible]

CIVIL ENGINEER:
ANDRE D. MARTINEZ, P.E. - 85425
AM CIVIL - ENGINEERS & PLANNERS
860 SW 21st STREET MIAMI, FLORIDA 33155
TEL.: 786-269-9414 amcivil305@gmail.com

LANDSCAPE ARCHITECT:
-

SEAL:
Humberto J Ramos
Digitally signed by Humberto J Ramos
DN: CN=Humberto J Ramos, O=Ramos Martinez Architects, C=US, OU=AD#A14100000001701108E95A70001ACAF, Reason: I have reviewed this document.
Date: 2023.03.16 09:08:51-04'00'
03/16/2023

ARCHITECT:
HUMBERTO RAMOS
AR 0017833

COPYRIGHT - 2021 - **RAMOS***MARTINEZ*architects, inc.
THE DESIGNS, IDEAS AND DETAIL INDICATED OR REPRESENTED BY THIS DRAWING, CREATED AND DEVELOPED FOR USE ON THIS PROJECT, ARE OWNED BY AND THE LEGAL PROPERTY OF RAMOSMARTINEZ architects, Inc. USE, REPRODUCTION, DISTRIBUTION OR ALTERATION IS PROHIBITED WITHOUT WRITTEN AUTHORIZATION BY THE ARCHITECT.

KEY PLAN:

COMM. NO.: *17-117*
DATE: *JANUARY, 2022*
DRAWN BY:
CONTENT: ***SITE PLAN***

NO:	REVISION:	DATE:
1	*Building Comments*	*07/20/2022*
2	*Building Comments*	*01/04/2023*
3	*Building Comments*	*02/28/2023*

SHEET NUMBER:
A-1.2